


700-715 W Mono

132 Half-Cell Layout BIFACIAL DG

N-TYPE HJT Cell



N-TYPE HJT Cell Technology



SMBB Half Cut Cell Technology



Bifacial Cell Module Technologies



Excellent Anti-PID Low LID Performance



Less Hot Spot Shading Effects



Higher Power Output Lower BOS & LCOE

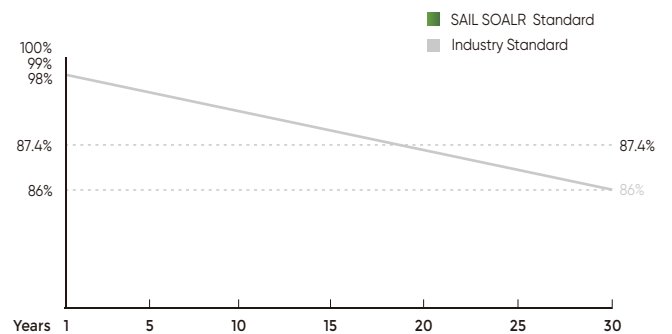
- ISO9001:2015QMS
- ISO14001:2015 EMS
- ISO45001:2018 OHSMS
- IEC61215/IEC61730 Standard Quality
- IEC61701/IEC62716 Salt/Mist/Ammonia Tests



30
years
POWER WARRANTY

15
years
PRODUCT WARRANTY

Linear Performance Warranty



SAIL SOLAR Mono 1 700-715W BIFACIAL DG

ELECTRICAL PARAMETERS

POWER CLASS	SAS700N-132HJT	SAS705N-132HJT	SAS710N-132HJT	SAS715N-132HJT
	STC	STC	STC	STC
Maximum power (Pmax)	700W	705W	710W	715W
Open Circuit Voltage (Voc)	49.83	49.92	50.01	50.09
Short Circuit Current (Isc)	17.82	17.91	18.00	18.10
Voltage at Maximum power (Vmpp)	41.78	41.86	41.93	42.00
Current Maximum Power (Impp)	16.77	16.86	16.95	17.05
MODULE EFFICIENCY (%)	22.5	22.7	22.9	23.0

STC: Irradiance 1000W/m², cell temperature 25°C, AM1.5G

10%BIFACIAL OUTPUT -REAR SIDE POWER GAIN

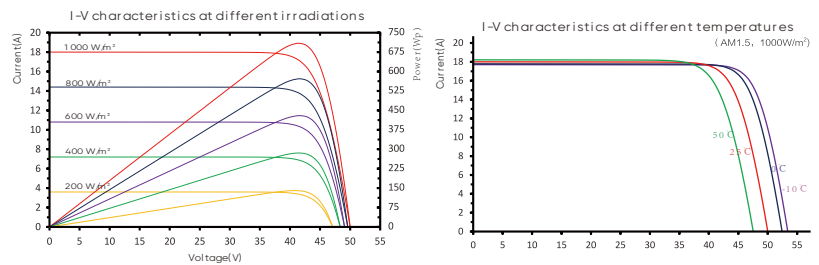
	SAS700N-132HJT	SAS705N-132HJT	SAS710N-132HJT	SAS715N-132HJT
Total Equivalent power -Pmax(Wp)	770	776	781	787
Open Circuit Voltage-Voc(V)	49.83	49.92	50.01	50.09
Short Circuit Current-sc(A)	19.60	19.70	19.80	19.91
Maximum Power Voltage-Vmpp(V)	41.78	41.86	41.93	42.00
Maximum Power Current-Impp(A)	18.45	18.55	18.65	18.76

PACKING CONFIGURATION

Container	40HQ
Pieces per pallet	32
Pallets per container	18
Pieces per container	576

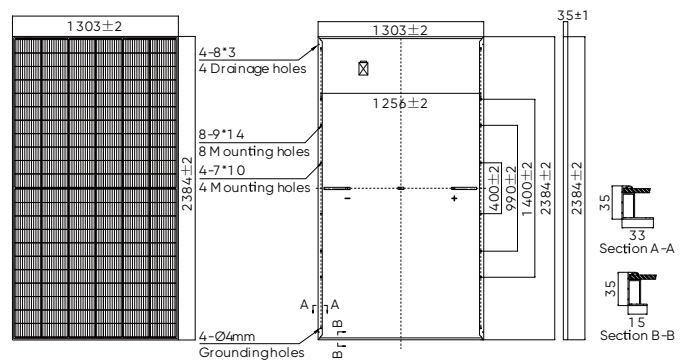
I-V CURVE

SAS 710N-132HJT /I-V



MECHANICAL CHARACTERISTICS

Solar Cells	N-type Mono
No. of Cells	132 (6x22)
Dimensions	2384 x 1303 x 35mm
Weight	34.0kg
Front Glass	2.0mm coated tempered glass
Frame	Anodized aluminium alloy (reinforced high-load optional)
Junction Box	Ip68 rated (3 by pass diodes)
	4.0mm ²
Output Cables	250mm (+) / 350mm (-)
	Length can be customized
Connectors	Mc4 compatible
Mechanical load test	Front 5400Pa / Rear 2400Pa



OPERATING CHARACTERISTICS

Operating Module Temperature	-40°C to +85°C
Maximum System Voltage	1500 DC (IEC)
Maximum Series Fuse Rating	30A
Power Tolerance	0/+5W

TEMPERATURE CHARACTERISTICS

Nominal Operating Temperature (NMOT)	45±2°C
Temperature Coefficient of Pmax	-0.29%/°C
Temperature Coefficient of Pmax	-0.25%/°C
Temperature Coefficient of Pmax	+0.045%/°C